



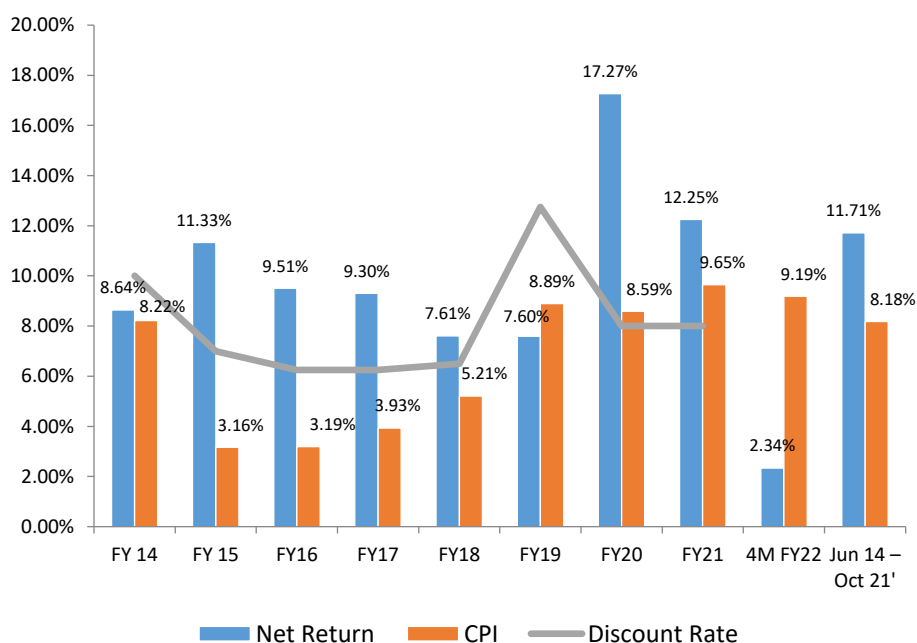
Investment Objective of Punjab General Provident Fund (PGPF) is to generate revenue for the discharge of General Provident Fund liabilities of the Government of Punjab.

Performance Review

The Fund made a net annualized return of 8.77% p.a. during 4M FY22. During October-21, the fund posted an annualized return of 6.1% as compared to 5% p.a. last month. The reversal in yields resulted in lower profits for the period.

In October-21, the YoY CPI increased to at 9.19%. The higher food, housing & transport indices contributed the most towards higher inflation. On MoM basis, inflation rose by significant 190 basis. The OIC of PPF is of the view that the SBP shall view the commodity price trend and Covid impact while deciding the reversal of support provided during pandemic.

Performance History



Fund Facts

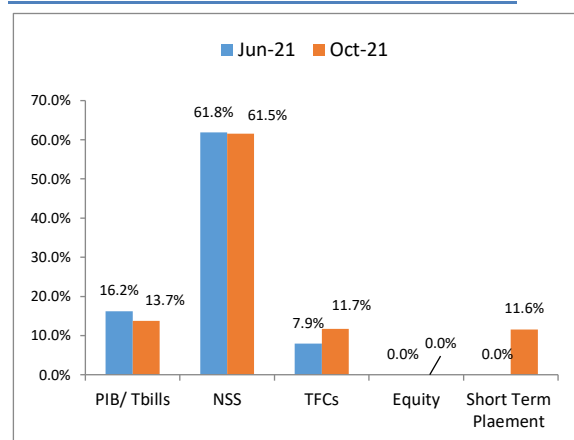
Fund Type	Provident Fund
Inception Date	25-Jun-14
Net Assets (Rs. million)	12,014
Management Expenses (annualized)	0.05% p.a.
Risk Profile of the Fund	Low to Moderate

Fund Size FY21

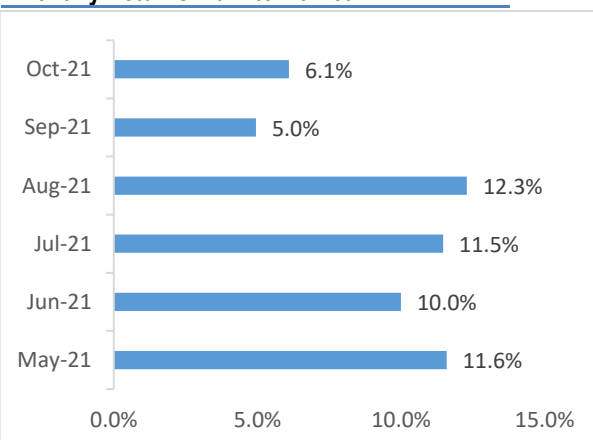
Rs. million

Beginning Fund Size (1 st July 2021)	11,682
Add: Contribution during the year	-
Add: Gains during the period	334
Less: Expenses during the period	(2)
Ending Fund Size (31st October 2021)	12,014

Asset Allocation



Monthly Returns-Mark to Market



Operational Investment Committee

Syed Shahnawaz Nadir Shah	General Manager
Muhammad Sajid, CFA	Portfolio Manager
Haroon Zafar, CFA	Research Analyst

For feedback and enquiries contact us at:
112-Tipu Block, New Garden Town, Lahore
www.ppf.gov.pk
Ph.: 042-35882960-2