



Investment Objective of Punjab Pension Fund (PPF) is to generate revenue for the discharge of pension liabilities of the Government of Punjab.

Performance Review

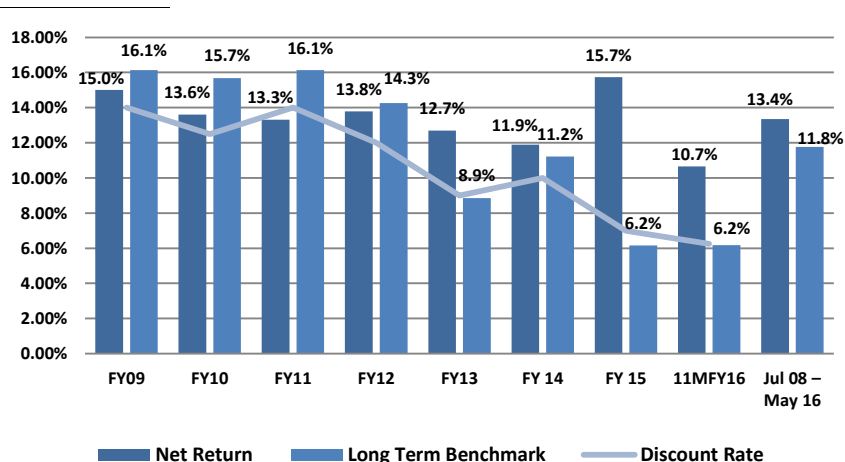
PPF posted a net return of 10.7% during 11MFY16 vs. 16.1% during 11MFY15. The net return for the month of May was 10.4%. The performance of the Fund was significantly higher than its benchmark of 6.2%; despite a sharp decline in market yields.

The Fund’s portfolio allocation during the month has remained unchanged. At the end of May 2016, the Fund has around 68% of its exposure in fixed rate PIBs and products of National Saving Schemes. This high yielding portion of the portfolio will support the Fund in outperforming its benchmark in FY16.

CPI Inflation for the month of May was recorded at 3.2 percent on YoY and -0.2 percent on MoM basis. As far as inflation outlook is concerned, the OIC of the Fund is of the view that CPI for full year FY16 will close under 3 percent on YoY basis. The OIC is also of the view that inflation and interest rates have almost bottomed out and now they are not expected to fall further.

Period	Growth	Market Value (Rs. billion)		Funding Ratio	
		Fund Assets	Liability Index		
		Fund Assets (a)	30-yr Pension Liabilities (b)	(a)/(b)	
FY09	15.00%	28.01%	3.5	575.9	0.61%
FY10	13.21%	9.41%	12.1	637.6	1.90%
FY11	10.81%	-4.50%	13.4	608.9	2.20%
FY12	16.86%	21.93%	15.6	742.5	2.10%
FY13	20.46%	39.51%	18.8	1035.8	1.82%
FY14	5.65%	-9.20%	24.8	940.5	2.64%
FY15	21.57%	45.22%	35.3	1366.0	2.58%
11MFY16	11.05%	19.59%	38.9	1634.0	2.38%
Jul '08 to May '16	14.53%	17.51%			

Performance History



Fund Facts

Fund Type	Pension Fund
Inception Date	16-Jun-08
Net Assets (Rs. million)	38,890
Long Term Benchmark	YoY CPI + 3%
Management Expenses (annualized)	0.14% p.a. of Net Assets
Trustee	CDC Pakistan Limited
Auditors	KPMG Taseer Hadi & Co.
Risk Profile of the Fund	Low to Moderate

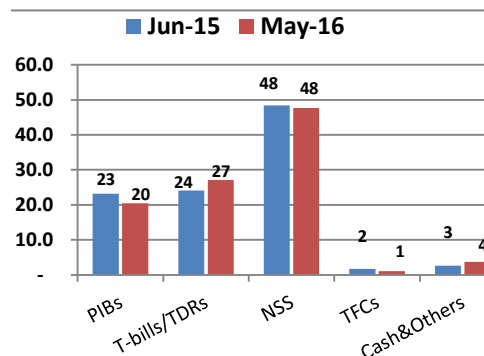
Fund Size FY16

Rs. million

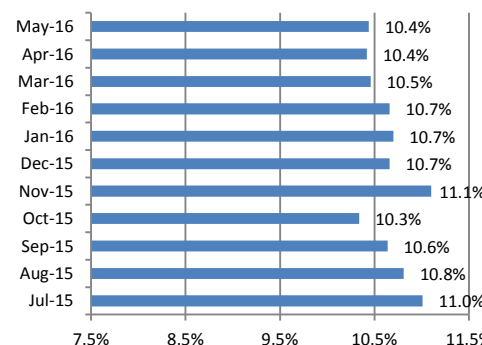
*Beginning Fund Size (30 Jun 2015)	33,619
Add: Contribution during the year	-
Add: Gains during the year	3,330
Less: Expenses during the year	(45)
*Ending Fund Size (31 May 2016)	36,904

* Excluding Unrealized Gain of Rs. 1,986 million

Asset Allocation (% of Fund Size)



YTD Monthly Returns (Net)



Operational Investment Committee

Aquil Raza Khoja, FCA	General Manager
Sobia Hasan, CFA	Head of Investments
Muhammad Sajid, CFA	Portfolio Manager

For feedback and enquiries contact us at:
 3-Canal Park, Gulberg-II, Lahore
 www.ppf.gop.pk
 Ph: 042-35758138

